
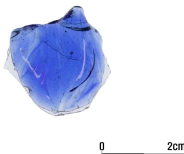

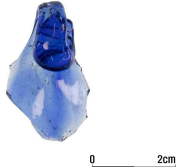



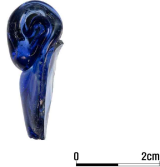
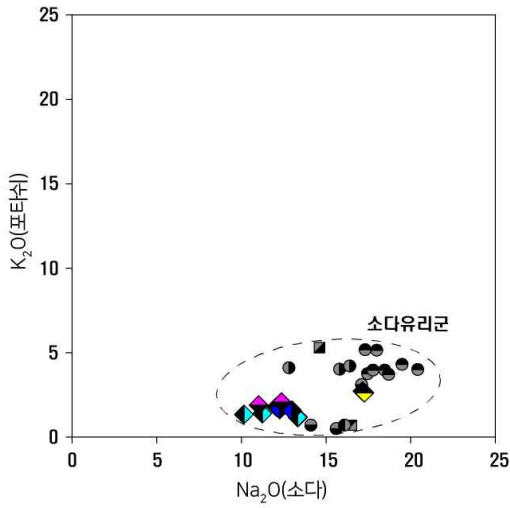


(붙임)

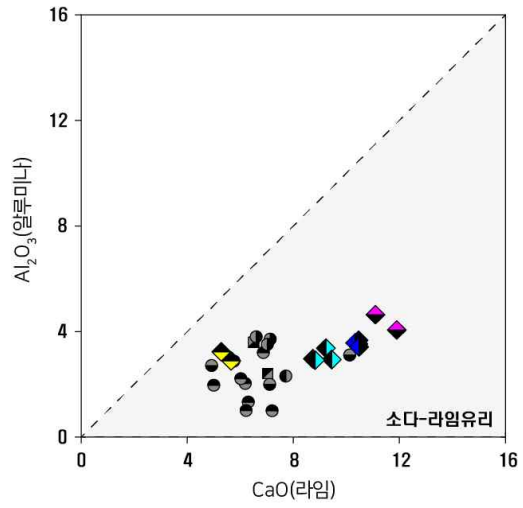
사진 자료

출토 위치	함안 말이산 75호분 주변 수습	함안 말이산 고분군 북쪽 지역 (도항리 425 일원 목곽묘 도굴갱)	김해 대성동 91호분	경주 사천왕사지
전면				
측면				
크기 (mm)	17.9×40.0×7.1 *가로×세로×두께	24.0×25.8×6.0	35.7×38.7×10.0	19.5×32.8×7.0
장식 크기	12.8×10.5×15.0	-	13.8×17.9×14.8	8.4×16.8×12.9
내면 두께	1.2	0.9	0.6	1.3

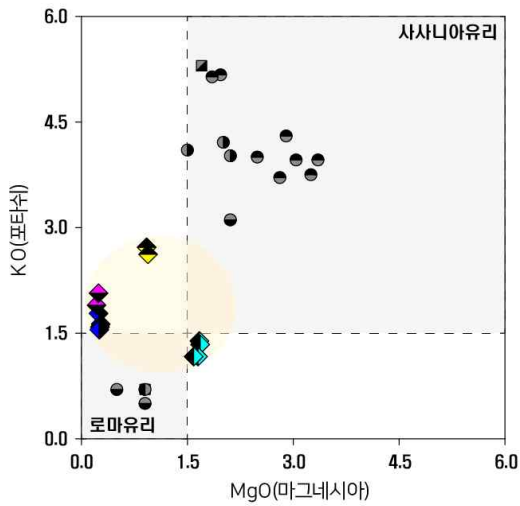
분석 대상 유리용기 목록 및 세부 정보



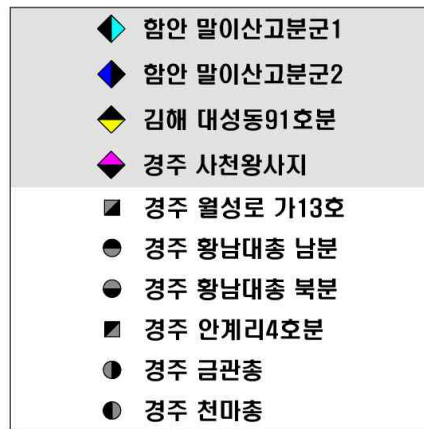
<용제[소다-포타쉬]에 따른 분류>



<안정제[라임-알루미나]에 따른 분류>



<소다원료[마그네시아-포타쉬]에 따른 분류>



영남지역 출토 로만글라스 조성 비교 그래프